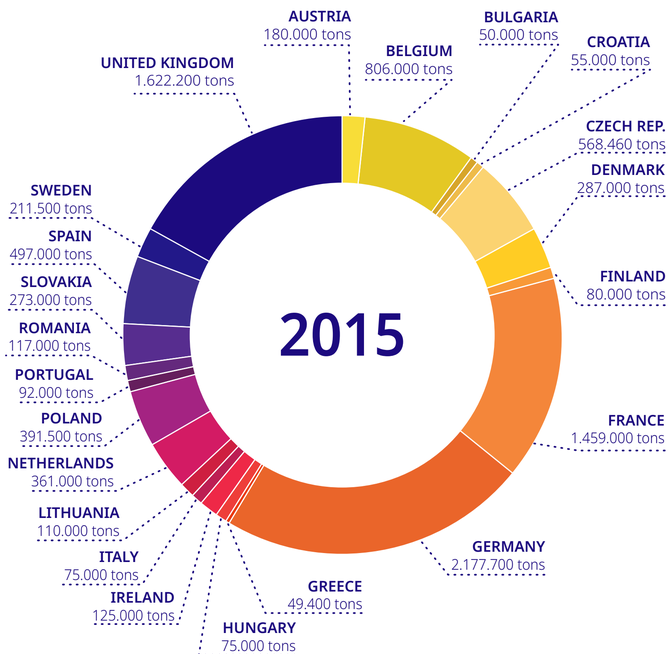
2015
AUSTRIA 180.000 tons
BELGIUM 806.000 tons
BULGARIA 50.000 tons
CROATIA 55.000 tons
CZECH REP. 568.460 tons
DENMARK 287.000 tons
FINLAND 80.000 tons
FRANCE 1.459.000 tons
GERMANY 2.177.700 tons
GREECE 49.400 tons
HUNGARY 75.000 tons
IRELAND 125.000 tons
ITALY 75.000 tons
LITHUANIA 110.000 tons
NETHERLANDS 361.000 tons
POLAND 391.500 tons
PORTUGAL 92.000 tons
ROMANIA 117.000 tons
SLOVAKIA 273.000 tons
SPAIN 497.000 tons
SWEDEN 211.500 tons
UNITED KINGDOM 1.622.200 tons

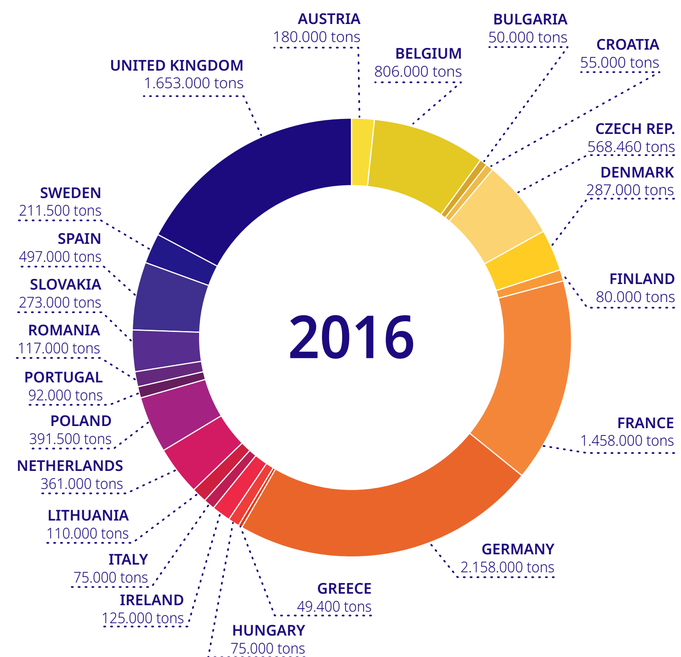
2016
AUSTRIA 180.000 tons
BELGIUM 806.000 tons
BULGARIA 50.000 tons
CROATIA 55.000 tons
CZECH REP. 568.460 tons
DENMARK 287.000 tons
FINLAND 80.000 tons
FRANCE 1.458.000 tons
GERMANY 2.158.000 tons
GREECE 49.400 tons
HUNGARY 75.000 tons
IRELAND 125.000 tons
ITALY 75.000 tons
LITHUANIA 110.000 tons
NETHERLANDS 361.000 tons
POLAND 391.500 tons
PORTUGAL 92.000 tons
ROMANIA 117.000 tons
SLOVAKIA 273.000 tons
SPAIN 497.000 tons
SWEDEN 211.500 tons
UNITED KINGDOM 1.653.000 tons

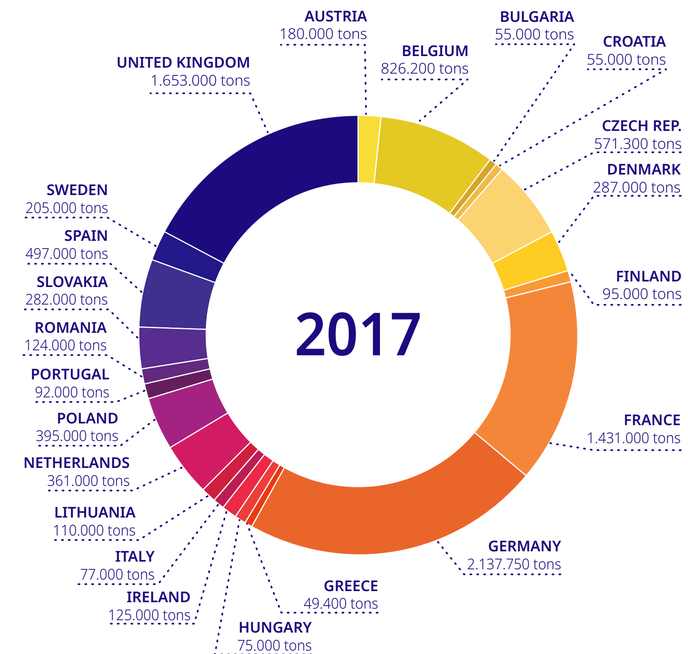
2017
AUSTRIA 180.000 tons
BELGIUM 826.200 tons
BULGARIA 55.000 tons
CROATIA 55.000 tons
CZECH REP. 571.300 tons
DENMARK 287.000 tons
FINLAND 95.000 tons
FRANCE 1.431.000 tons
GERMANY 2.137.750 tons
GREECE 49.400 tons
HUNGARY 75.000 tons
IRELAND 125.000 tons
ITALY 77.000 tons
LITHUANIA 110.000 tons
NETHERLANDS 361.000 tons
POLAND 395.000 tons
PORTUGAL 92.000 tons
ROMANIA 124.000 tons
SLOVAKIA 282.000 tons
SPAIN 497.000 tons
SWEDEN 205.000 tons
UNITED KINGDOM 1.653.000 tons

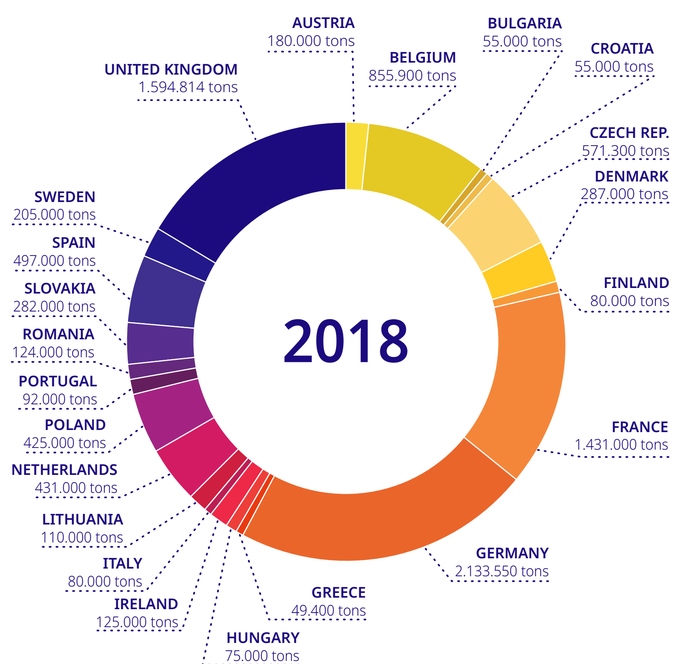
2018
AUSTRIA 180.000 tons
BELGIUM 855.900 tons
BULGARIA 55.000 tons
CROATIA 55.000 tons
CZECH REP. 571.300 tons
DENMARK 287.000 tons
FINLAND 80.000 tons
FRANCE 1.431.000 tons
GERMANY 2.133.550 tons
GREECE 49.400 tons
HUNGARY 75.000 tons
IRELAND 125.000 tons
ITALY 80.000 tons
LITHUANIA 110.000 tons
NETHERLANDS 431.000 tons
POLAND 425.000 tons
PORTUGAL 92.000 tons
ROMANIA 124.000 tons
SLOVAKIA 282.000 tons
SPAIN 497.000 tons
SWEDEN 205.000 tons
UNITED KINGDOM 1.594.814 tons

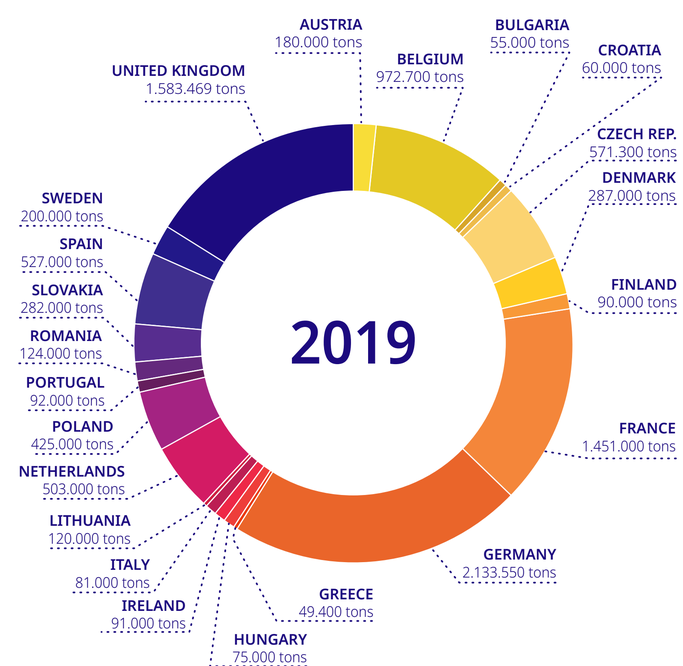
2019
AUSTRIA 180.000 tons
BELGIUM 972.700 tons
BULGARIA 55.000 tons
CROATIA 60.000 tons
CZECH REP. 571.300 tons
DENMARK 287.000 tons
FINLAND 90.000 tons
FRANCE 1.451.000 tons
GERMANY 2.133.550 tons
GREECE 49.400 tons
HUNGARY 75.000 tons
IRELAND 91.000 tons
ITALY 81.000 tons
LITHUANIA 120.000 tons
NETHERLANDS 503.000 tons
POLAND 425.000 tons
PORTUGAL 92.000 tons
ROMANIA 124.000 tons
SLOVAKIA 282.000 tons
SPAIN 527.000 tons
SWEDEN 200.000 tons
UNITED KINGDOM 1.583.469 tons

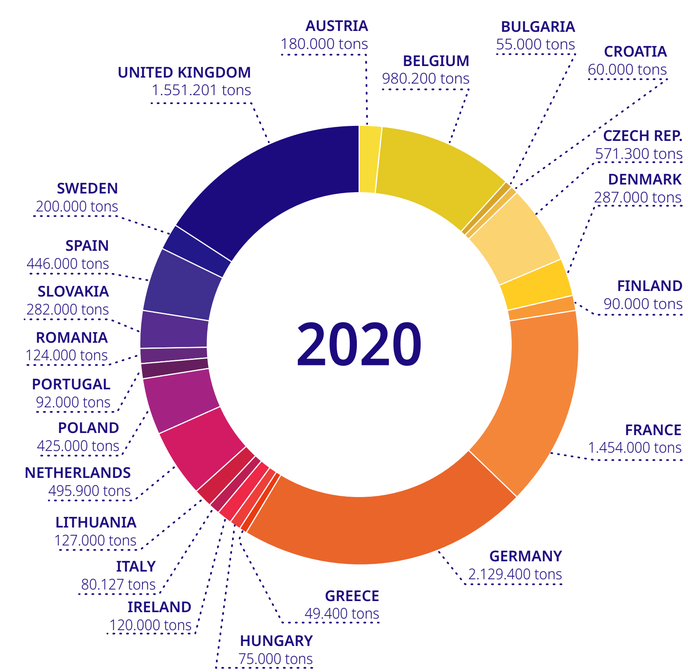
2020
AUSTRIA 180.000 tons
BELGIUM 980.200 tons
BULGARIA 55.000 tons
CROATIA 60.000 tons
CZECH REP. 571.300 tons
DENMARK 287.000 tons
FINLAND 90.000 tons
FRANCE 1.454.000 tons
GERMANY 2.129.400 tons
GREECE 49.400 tons
HUNGARY 75.000 tons
IRELAND 120.000 tons
ITALY 80.127 tons
LITHUANIA 127.000 tons
NETHERLANDS 495.900 tons
POLAND 425.000 tons
PORTUGAL 92.000 tons
ROMANIA 124.000 tons
SLOVAKIA 282.000 tons
SPAIN 446.000 tons
SWEDEN 200.000 tons
UNITED KINGDOM 1.551.201 tons